
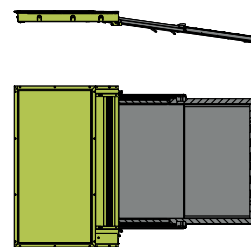


RT1a

DUAL TELESCOPIC RAMP Integrated in the vehicle floor




DESCRIPTION

- The telescopic RT1 ramp is a powered ramp with a telescopic mechanism that provides a long platform.
- Integrated into the vehicle floor.
- The RT1 ramp works fully automatic and allows manual operation when needed.
- For urban, intercity and minibus.
- Includes sensitive edge and step detection sensor for utmost safety.
- Long extended platform of 1.050 mm
- Compatible with new Masats Evolution electronics, prepared for predictive maintenance or standard Masats ECU.
- UDS/J1939, Cybersecurity (R155), Safety (ISO26262)

ADVANTAGES

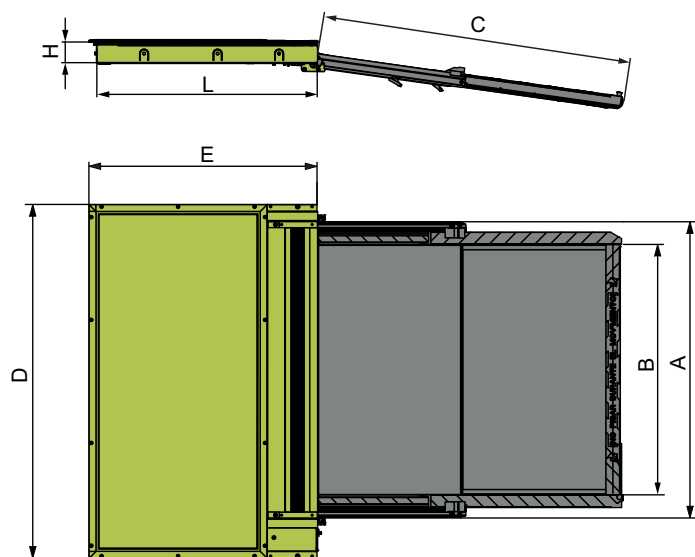
- Telescopic configuration offers a long platform, resulting in less inclination and easier and more comfortable access.
- Easy maintenance.
- Access to the ramp mechanism from inside the vehicle.
- Good adaptation to the vehicle floor.
- High level of corrosion resistance.
- Access without any step.
- Non-slip surface.

option: Integration of side LEDs in the ramp. (Only with ECU Evolution)



RT1a

DUAL TELESCOPIC RAMP Integrated in the vehicle floor



	RT1a
A	963 mm
B	813 mm
C	1.040 mm
D	1.151 mm
E	744 mm
H	69 mm
L	722 mm

TECHNICAL DATA

- Operating voltage: 12V / 24V
- Load capacity: 300 kg
- Weight: RT1a 75,5 kg
- Installation hole dimensions:
RT1a: L 726 mm x W 1.120 mm x H 78 mm
- Transmission by brush motor and encoder.
- Temperature range: -30°C to +70°C.
- Pursuant to R107 and R118 regulations.

